

INDUST BACHOCO

NYSE: IBA
Industry: Food Tobacco

SABRIENT
HOLD
RATING

Stock Fundamentals as of February 12, 2018

Sabrient Rating	Hold
Ticker	IBA
Market Cap Designation	Mid-cap
Market Capitalization (Billions)	\$2.9
Price	\$59.60
52-Week High/Low	\$67.61/46.70
EPS (TTM)	\$0.38
P/E Ratio (TTM)	12.6
Dividend Yield	1.5%
Price/Book Ratio	1.7
Price/Sales Ratio	1.0
30-Day Average Volume (Thousands)	10.3
Beta	0.12
Current Ratio	3.1
Short Interest Ratio	N/A
Shares Outstanding (Millions)	50.0

Sabrient Ratings

Sabrient's Buy/Hold/Sell ratings are based on a combination of dynamic filters that determine which attributes of a stock are most predictive in the prevailing market and which stocks best reflect those attributes but are not yet rewarded.

Sabrient starts with an "extraction" process that uses the best performing filters to identify stocks having certain compelling attributes currently sought by the market. Then, a composite scoring process uses a weighted average of several key scores to quantify the relative likelihood of upside or downside price action. As a result, the Buy/Hold/Sell rating may, in certain cases, seem inconsistent with a simple average of the scores cited in this analysis.

A BUY rating means the stock is expected to outperform its relevant benchmark substantially over the next 6 months. A SELL rating means the stock is expected to underperform its relevant benchmark substantially over the next 6 months. A HOLD rating means the stock is expected to perform in line with its relevant benchmark over the next 6 months.

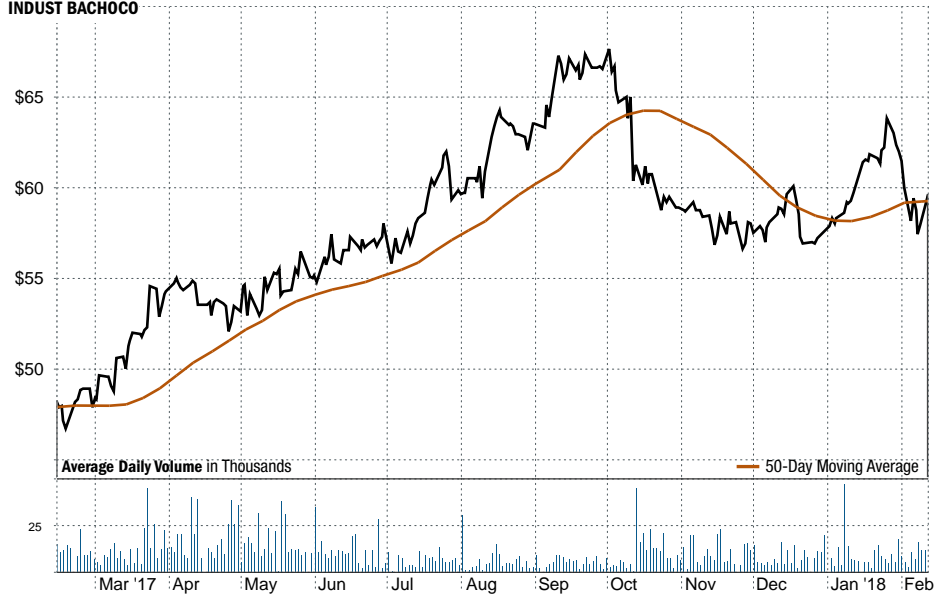
If a stock is rated HOLD, the investor should review the stock's history of Sabrient ratings to see if it has recently changed to HOLD from BUY or SELL. If so, this indicates one of the following: (1) there has been a significant change in the stock's fundamentals, (2) the stock is already appropriately rewarded or punished by the market, or (3) there simply has been some recent price consolidation that warrants attention. A reading of Sabrient's analysis should identify which it is.

More about Sabrient on Page 3

Sabrient's Market Cap Designations

Large Cap	> \$5.0 Billion
Mid Cap	\$1.0 - \$5.0 Billion
Small Cap	\$150 Million - \$1.0 Billion
Micro Cap	< \$150.0 Million

INDUST BACHOCO



Company Profile

Industrias Bachoco, S.A.B. de C.V. (Bachoco) is a holding company. The Company owns and manages over 1,000 facilities, organized in approximately 10 production complexes and over 60 distribution centers in Mexico, and a production complex in the United States. Bachoco operates through two segments: poultry and others. The poultry segment consists of chicken and egg operations.

Earnings and Revenue Update: For the quarter ended September 30, 2017, Industrias Bachoco SAB de CV reported earnings of \$995.6 million or \$0.09 per share compared with \$1.7 billion or \$0.16 per share for the prior quarter and \$809.0 million or \$0.07 per share for the same quarter one year ago. Revenues were \$14.2 billion for the quarter ended September 30, 2017 compared with \$15.1 billion for the prior quarter and \$12.6 billion for the same quarter one year ago. Last twelve months' earnings were \$0.38 per share compared with \$0.31 per share a year ago. Last twelve months' revenues were \$57.2 billion compared with \$49.5 billion a year ago.

Sabrient Analysis

IBA gets a Hold rating from Sabrient. Despite a strong value profile, the stock could not generate a Buy signal in this week's composite filtering process.

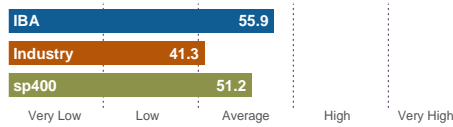
- **Value:** With a Sabrient Value Score of 89.3, IBA is one of the more desirable stocks with regard to valuation. At its current price, the stock is a superior candidate for value-minded investors who seek high potential gains with low downside risk.
- **Momentum:** The stock has average momentum based on its Sabrient Momentum Score of 63.6. The score reflects price, earnings and group momentum.
- **Growth:** A Sabrient Growth Score of 55.9 puts the company in the broad middle of Sabrient rankings for growth potential.
- **Timeliness:** This stock has a Sabrient Timeliness Score of 76.4. This measures technical strength based on short-term and long-term price performance and long-term group strength.

Sabrient Analysis continued on Page 3

Current Sabrient Scores Compared with Industry and Relevant Benchmark

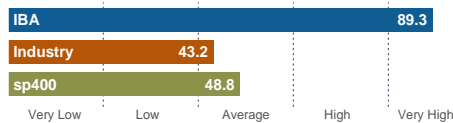
These Sabrient scores compare various aspects of INDUST BACHOCO with its industry and relevant benchmarks. The scores are percentile rankings from 0 to 99.9. Higher scores are better. We use a weighted average of several key scores to quantify the relative likelihood of upside or downside price action. Therefore, the Sabrient rating may seem inconsistent with a simple average of the scores cited in this analysis.

Growth Score: 55.9



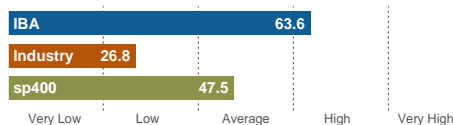
The Sabrient Growth Score reflects a company's historical and projected earnings growth, revenue and sales growth, projected cash flow, analyst activity, and changes in earnings estimates, each over various time periods. The higher the score, the better the combined performance of these key measures. With a Sabrient Growth Score of 55.9, Industrias Bachoco SAB de CV is moderately higher than the average of its industry group, which has a Sabrient Growth Score of 41.3.

Value Score: 89.3



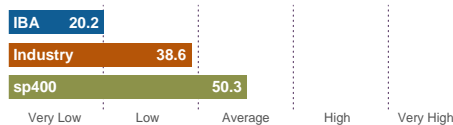
The Sabrient Value Score measures the relationship between a company's stock price and its intrinsic value, as indicated by earnings and balance sheet attributes, with an emphasis on earnings. Also considered are cash flow measures and fundamental valuation ratios. With a Sabrient Value Score of 89.3, Industrias Bachoco SAB de CV is significantly higher than the average of its industry group, which has a Sabrient Value Score of 43.2.

Momentum Score: 63.6



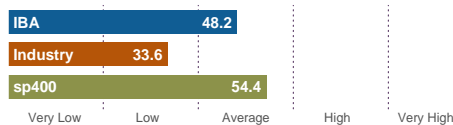
The Sabrient Momentum Score measures a company's earnings and price momentum, evenly weighted, and augmented by group strength, money flow, and relative volume. Core technical factors include current price relative to periodic highs and moving averages. With a Sabrient Momentum Score of 63.6, Industrias Bachoco SAB de CV is substantially higher than the average of its industry group, which carries a Sabrient Momentum Score of 26.8.

Earnings Score: 20.2



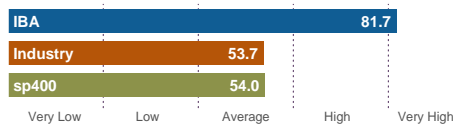
The Sabrient Earnings Score assesses a company's overall earnings performance and projected outlook. Time periods include an average look-back of three years with an emphasis on the past four quarters and a forward look of one to five years. With a Sabrient Earnings Score of 20.2, Industrias Bachoco SAB de CV is moderately lower than the average of its industry group, which has a Sabrient Earnings Score of 38.6.

Balance Sheet Score: 48.2



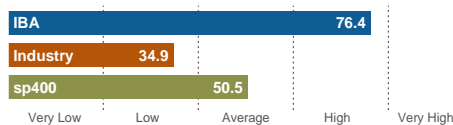
The Sabrient Balance Sheet Score measures a company's liquidity and debt issues, as well as receivables and inventory quality. This score is used to assess relative risk associated with a stock: the lower the score, most likely the higher the inherent risk. With a Sabrient Balance Sheet Score of 48.2, Industrias Bachoco SAB de CV is moderately higher than the average of its industry group, which carries a Sabrient Balance Sheet Score of 33.6.

Fundamental Score: 81.7



The Sabrient Fundamental Score is the broad measure of a company's financial health, including its balance sheet, cash flow, revenue, and earnings quality. With a Sabrient Fundamental Score of 81.7, Industrias Bachoco SAB de CV is considerably higher than the average of its industry group, which carries a Sabrient Fundamental Score of 53.7.

Timeliness Score: 76.4



The Sabrient Timeliness Score is an assessment of a stock's short and long-term price strength as determined by various chart-based indicators and measures of group momentum and relative price performance. With a Sabrient Timeliness Score of 76.4, Industrias Bachoco SAB de CV is significantly higher than the average of its industry group, which carries a Sabrient Timeliness Score of 34.9.

Peer Analysis

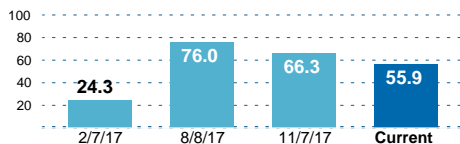
This table compares IBA with other similar-sized companies in the same industry group, focusing on Sabrient's growth, momentum and value scores, which represent the three main investing styles. The Peer Analysis chart compares IBA's 2-year total return with the average 2-year total return of these companies.

2-Year Total Return	Symbol	Company	Growth Score	Momentum Score	Value Score	Market Cap.(M)
	IBA	INDUST BACHOCO	55.9	63.6	89.3	\$2915.0
	VGR	Vector Group Ltd	48.8	17.6	47.7	\$0.0
	DAR	Darling Ingredients Inc	12.0	41.9	42.0	\$0.0
	LANC	Lancaster Colony Corp	35.4	6.8	44.8	\$0.0
	SAFM	Sanderson Farms Inc	74.9	43.8	94.1	\$0.0
	NOMD	Nomad Foods Ltd	29.6	35.2	84.7	\$0.0
	SITE	SiteOne Landscape Supply Inc	71.6	76.8	2.8	\$0.0

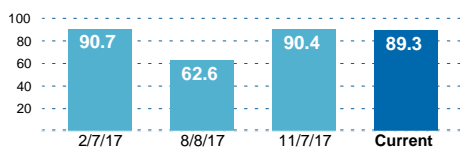
Historical Sabrient Scores

The recent histories of key Sabrient scores provide insight into the stock's trends -- whether they are increasing or decreasing in strength in a particular area or simply holding steady. The Sabrient scores are percentile rankings from 0 to 99.9, with higher scores better. Keep in mind that Sabrient ratings may seem inconsistent with a simple average of these key scores because a weighted average of several key scores is used to quantify the relative likelihood of upside or downside price action.

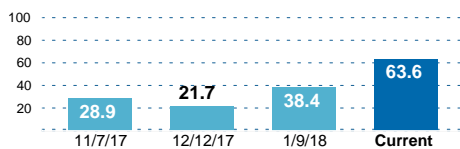
Growth Score: 55.9



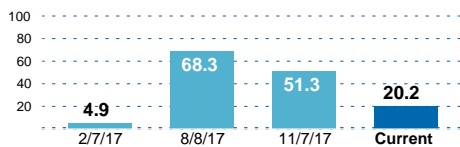
Value Score: 89.3



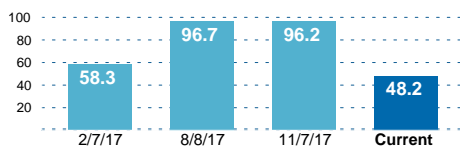
Momentum Score: 63.6



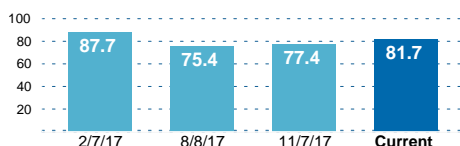
Earnings Score: 20.2



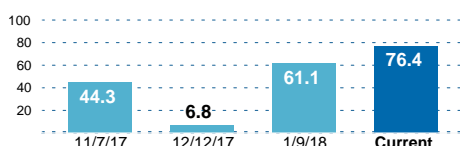
Balance Sheet Score: 48.2



Fundamental Score: 81.7



Timeliness Score: 76.4



Sabrient Analysis continued from Page 1

- **Best Performing Filters:** To determine the likelihood of near-term performance, Sabrient builds and backtests "Smart Filters" to establish which caps, styles and attributes are drawing a premium in today's market. Currently, the three most predictive filters for the relevant segment are:

Price Trend Filter: The Price Trend Filter uses a sophisticated statistical analysis to evaluate a stock's current price with respect to its long-term trend and to compare the result to the stock's core growth characteristics. A high score means the stock is below its long-term trend, especially in light of its earnings performance. A low score means the stock is above its long-term trend and may likely fall back to or below the mean. As of last month, this filter showed a substantial premium to its mid-cap benchmark. IBA scores 61.2 for this filter.

Momentum Rank Change Filter: The Momentum Rank Change Filter measures short-term changes among key momentum measures, including earnings, price and group momentum. During the past 90 days, the filter significantly outperformed its mid-cap benchmark. IBA scores 66.9 for this filter.

Analysts Change Filter: The Analysts' Change Filter assesses recent revisions in the analysts' earnings estimates. At the end of last month, the filter's performance was on par with its mid-cap benchmark. IBA scores 0.5 for this filter.

In summary, IBA is rated a Hold because it did not pass the most rigorous standards of Sabrient's backtested filtering process. This analysis should be considered in light of the recent behavior of the market, discussed below.

What the Market Wants: July 2015

To read this week's "What the Market Wants" go to the Sabrient Blog at www.sabrient.com/blog/

Company Description

Industrias Bachoco, S.A.B. de C.V. (Bachoco) is a holding company. The Company owns and manages over 1,000 facilities, organized in approximately 10 production complexes and over 60 distribution centers in Mexico, and a production complex in the United States. Bachoco operates through two segments: poultry and others. The poultry segment consists of chicken and egg operations. The others segment includes the operations of pigs, balanced feed for animal consumption and other by-products. The Company participates in the food industry in Mexico and in the United States, mainly in the poultry industry. In Mexico, the Company's core business is poultry (chicken and egg products). It also produces and sells a range of other products, which it refers to as other business lines, which include the production and selling of balanced feed, live swine, beef and turkey products, as well as a laboratory that produces vaccines for the poultry industry and other similar industries.

About Sabrient

Sabrient Systems is an independent research firm providing statistical analysis of a company's fundamental data to investment professionals. We use a computer-driven, quantitative methodology to identify stocks that appear poised to outperform or underperform the market.

The Sabrient methodology was developed by an experienced research team led by David Brown, a former NASA scientist and retired CEO of Telescan and designer of its premier stock search program, ProSearch. The research team employs a scientific approach to the creation and testing of multi-factor filters. Each filter targets a key area of traditional stock analysis, including value, growth, momentum, fundamentals, earnings, balance sheet, and group strength. Using an adaptive process, filters are continually tested and monitored to ensure that only the best performing filters are at work.

Sabrient's ratings begin with an extraction process in which each of the few best-performing filters scans the universe of equities to identify stocks having certain compelling attributes sought, but not sufficiently rewarded, by the current market. Then, a composite scoring system employs a broader set of "weighting" filters to rank the extracted stocks. To support individual investors, Sabrient uses the same sophisticated methodology to provide individual stock reports on a universe of approximately 5,600 stocks.

Sabrient regularly tests the performance of its stock selections, using its primary list of published rankings and statistical techniques it believes appropriate. These recommendations have consistently outperformed relevant benchmarks across a broad range of investing styles, market caps, time frames and market conditions, demonstrating the robustness of Sabrient's proprietary methodology. While past performance is no guarantee of future results, Sabrient believes it can maintain its strong performance through its rigorous, scientific approach to filter construction and ongoing backtesting within a dynamic and adaptive composite scoring system.

For more information on Sabrient and its performance, go to www.sabrient.com

Disclaimer

Sabrient SmartStock™ research is provided for informational purposes only. It is neither a solicitation to buy nor an offer to sell these securities. The report is based upon data from sources believed to be reliable, but Sabrient makes no representation as to the data's adequacy, accuracy, completeness or timeliness. The report does not address individual investment objectives or financial situations. The analysis used in preparing these reports may also be used in the preparation of other research products which may reflect distinct investment objectives. Sabrient accepts no liability for any loss arising from any use of this report.

This report is based solely on mathematical calculations and does not reflect any bias of individual analysts. Sabrient provides no investment banking, consulting or other services to the subject company of this report. No Sabrient employee is on the Board of Directors of the subject company, and no one at the subject company serves on the Board of Directors of Sabrient Systems. Sabrient or its employees may have long or short positions in the securities or other related investments of the company mentioned herein, but never more than one percent (1%) of the outstanding shares of any company covered by Sabrient. No part of this document may be reproduced without the written permission of Sabrient Systems.